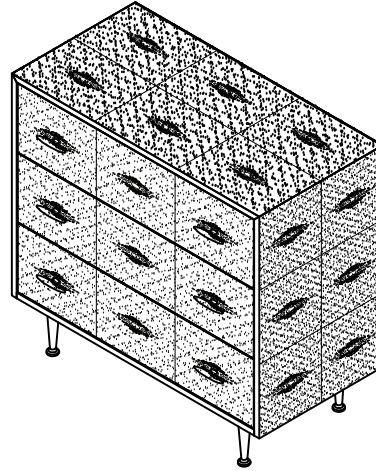


# ASSEMBLY INSTRUCTION

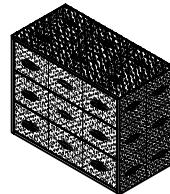
## SHAGREEN CHEST

*Thank you for purchasing this quality product. Be sure to check all packing material carefully for small parts which may have come loose inside the carton during shipment. Identify and count all parts and compare with the parts list below.*

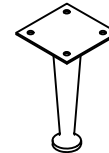


PRODUCT SIZE: W900 x D450 x H850 ( MM )

### PART LIST



Part 1 ( 1 pc )



Part 2 ( 4 pcs )

### HARDWARE LIST



A. Bolt M6 x 15 ( 16 pcs )



B. Allen key M4 ( 1 pc )

**STEP 1**

